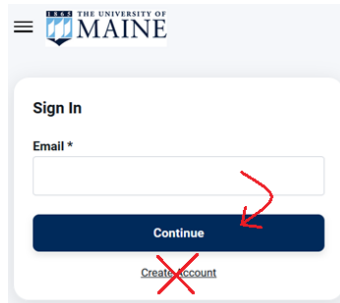


Online BSO Subscription Renewal

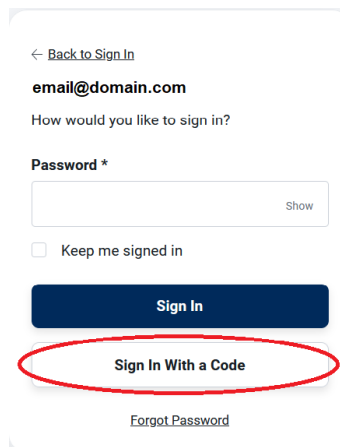
STEP #1

To access your BSO online subscription renewal, visit bangorsymphony.org/subscribe and click the button for "Renewing". This will take you to a CCA Box Office portal where you will sign in.



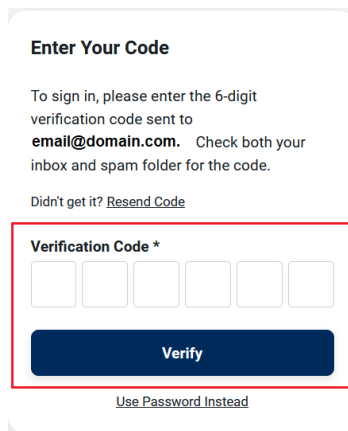
The image shows a "Sign In" form from the University of Maine. It has a header with the university logo. Below the header, there is a "Sign In" section. It contains an "Email *" input field. Below the input field is a blue "Continue" button. A red arrow points to the "Continue" button. Below the "Continue" button is a link that says "Create Account" with a red "X" over it, indicating it should not be used.

Enter the email address provided to you in your renewal letter. This is the email address you have on file in the CCA ticketing software system. No other email address will allow you to access your BSO subscription renewal. (You may change this to a new email address only after you have logged in.) Click the Continue button. Do not create a new account.



The image shows a "Sign In" form. At the top, there is a link "Back to Sign In". Below that is the email address "email@domain.com". Then it asks "How would you like to sign in?". There is a "Password *" input field with a "Show" button. Below that is a checkbox "Keep me signed in". There are two buttons: "Sign In" and "Sign In With a Code". The "Sign In With a Code" button is circled in red. At the bottom, there is a link "Forgot Password".


If you remember your password, enter it here and click the Sign In button. Otherwise, click the Sign in With a Code button. Go to your email account inbox to retrieve the six-digit code sent in a message from University of Maine – Arts (no-reply@um-tickets.paclive.com). Enter the code where indicated, and click the Verify button.



The image shows an "Enter Your Code" form. It has a title "Enter Your Code". Below the title, it says "To sign in, please enter the 6-digit verification code sent to email@domain.com. Check both your inbox and spam folder for the code." There is a link "Didn't get it? Resend Code". Below that is a "Verification Code *" input field with six boxes. Below the input field is a blue "Verify" button. At the bottom, there is a link "Use Password Instead". The input field and the "Verify" button are highlighted with a red box.

You may use this process of signing in with a verification code every time you buy tickets at the CCA and forget about memorizing another password!

STEP #2



If the image below does not automatically appear on your screen, click on "My Account" in the top banner.

My Account

My Profile	My Tickets
BSO Subscriber Name Email address Account # Edit	Subscription Renewal >
	Reissue >
	Transfer >
	Pending Transfer >
	Sell on SeatGeek >
	Payment Schedules >
	Order History >

Addresses
Primary Address BSO Subscriber Name(s) Address City State ZIP Edit

Click on the "Subscription Renewal" link.

Subscription Renewals

Renewals	Account Information Edit My Account
BSO 2025-26 Subscription Renewal >	Customer Name Account Number Address

Click on the "BSO 2025-26 Subscription Renewal" link.

Then follow the instructions to purchase your subscription renewal and additional choices.

If you encounter any difficulties, please call the Collins Center for the Arts box office at (207) 581-1755.